



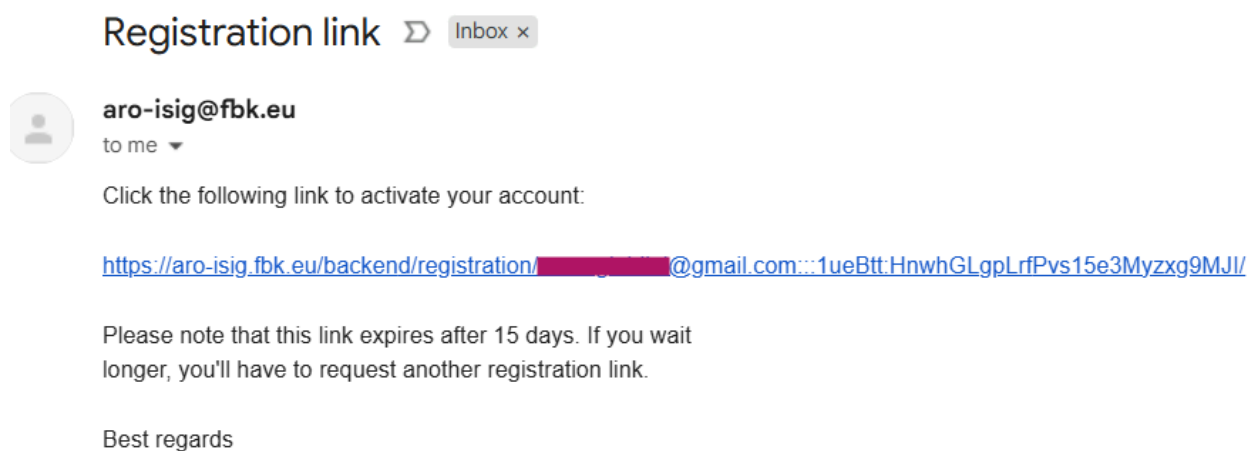
[Guida per chi recensisce \[italiano\]](#)

[Submission guidelines \[English\]](#)

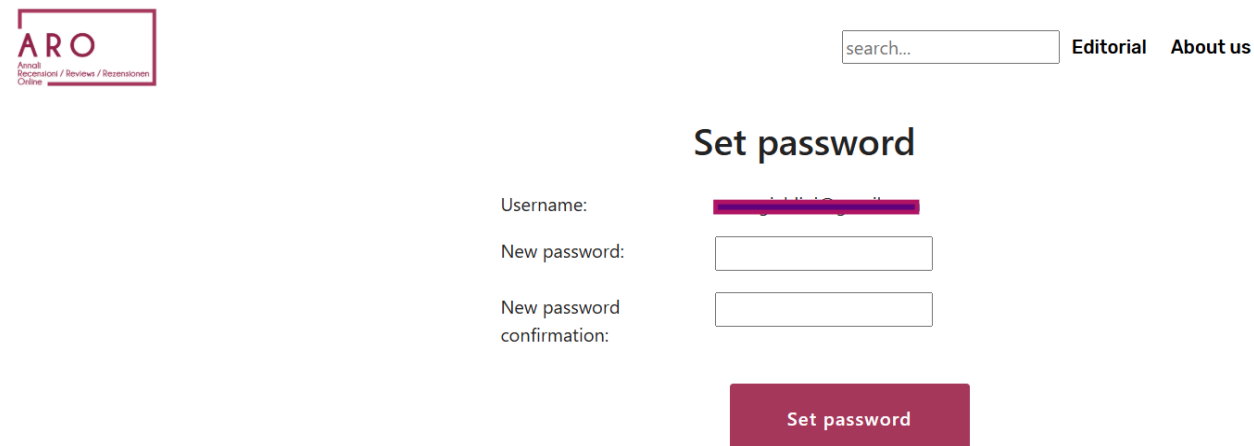
[Anleitung für Rezensent*innen \[Deutsch\]](#)

Guida per chi recensisce [italiano]

Una volta concordata la recensione e la data di scadenza, chi recensisce riceve un invito alla registrazione via email:



Il link nella mail permette di registrarsi scegliendo una password per la piattaforma. Lo username corrisponde all'indirizzo email.



Da questo momento è possibile effettuare il login.

Login

Username:

Password:

Submit

[Forgot your password?](#)

Sulla piattaforma è possibile aggiornare le proprie informazioni personali (indirizzo personale o istituzionale al quale ricevere copie cartacee delle pubblicazioni da recensire; affiliazione; bio) tramite il tab My Profile.

[Dashboard](#) [Reviews](#) **[My profile](#)**

Email

Address

via Santa Croce 77
38122 Trento TN
Italia

Affiliation


FBK-ISIG

Short bio


Lorem ipsum dolor sit amet, consectetur adipiscing elit. Etiam at erat et ligula fermentum consectetur a nec ex. Mauris quis rutrum sapien. Nullam tempus nunc nec velit consequat, eget auctor ligula tristique. Fusce id sem at dolor maximus molestie nec et enim. In hac habitasse platea dictumst. In non interdum metus vestibulum interdum nunc. Nam dolor leo fermentum ac porttitor et vehicula eu urna. Maecenas

Save

Dal tab Recensioni / Reviews è invece possibile redigere e inviare in autonomia il testo della recensione assegnata:

	Title	Reviewer	Contact person	Due date	State	Issue
	Dalla carta ai pixel Maurizio Cau, Sara Zanatta (eds.)	[redacted]	[redacted]	Jan. 31, 2026	draft	

Cliccando sulla copertina o sul titolo della pubblicazione, ne vengono visualizzati i dettagli:



Title	Dalla carta ai pixel
Reviewer	[redacted]
Due date	Jan. 31, 2026
State	

Cliccando nuovamente sul titolo o sulla copertina, si accede alla pagina di composizione del testo:

Title*

Reviewer*

Due date

Text

Format | Size | **B I** | [bullets] | [grid] | [link] | [text color] | [background color] | [link] | [Source]

Il testo è formattabile. È possibile redigere il testo direttamente nel box o copiarlo e incollarlo da un documento; per salvare la bozza, cliccare sul tasto Salva / Save / Sichern in fondo alla pagina. Una volta che il testo è stato salvato, è possibile visualizzarlo e inviarlo in qualsiasi momento, cliccando su Sottometti per approvazione / Submit for approval e facendo così partire il processo di cura redazionale.



Title	Dalla carta ai pixel
Reviewer	Gialdini, Pascutta
Due date	Jan. 31, 2026
State	Submit for approval


Lorem ipsum dolor sit amet, consectetur adipiscing elit. Etiam at erat et ligula fermentum consectetur a nec ex. Mauris quis rutrum sapien. Nullam tempus nunc nec velit consequat, eget auctor ligula tristique. Fusce id sem at dolor maximus molestie nec et enim. In hac habitasse platea dictumst. In non interdum metus, vestibulum interdum nunc. Nam dolor leo, fermentum ac porttitor et, vehicula eu urna. Maecenas pretium tellus a nulla ultrices condimentum. Etiam elementum aliquam nulla et rhoncus.

Integer a ante quam. In ac sodales lacus, non iaculis enim. Sed in iaculis metus, et sollicitudin dui. Nam at iaculis enim, eget condimentum eros. Etiam ac augue ac turpis vulputate pretium vel in elit. Sed tincidunt magna at lorem gravida, non consequat augue elementum. Aenean id suscipit ligula. Ut laoreet purus eu nisl sagittis, sit amet tristique lectus posuere.

Submission guidelines [English]

Once the details of the review have been agreed upon, you will receive an email inviting you to activate your ARO account:

Registration link 🔍 Inbox x

 **aro-isig@fbk.eu**
to me ▾


Click the following link to activate your account:

[https://aro-isig.fbk.eu/backend/registration/\[redacted\]@gmail.com:::1ueBtt-HnwhGLgpLrfPvs15e3Myzxc9MJ/](https://aro-isig.fbk.eu/backend/registration/[redacted]@gmail.com:::1ueBtt-HnwhGLgpLrfPvs15e3Myzxc9MJ/)

Please note that this link expires after 15 days. If you wait longer, you'll have to request another registration link.

Best regards

Click on the link to set up a password. Your email address will be used as your username.



[Editorial](#) [About us](#)

Set password

Username:

New password:

New password confirmation:

You can now login to your personal area on the ARO website.

Login

Username:

Password:

Submit

[Forgot your password?](#)

You can update your personal details (the address at which you'd like the copy of the publication you'll review to be posted; your affiliation; your short bio) in the Profile tab.

[Dashboard](#) [Reviews](#) **[My profile](#)**

Email


Address

Affiliation


Short bio

Save

The Reviews area contains the details of the publication you are reviewing and the deadline set for submission:

	Title	Reviewer	Contact person	Due date	State	Issue
	Dalla carta ai pixel Maurizio Cau, Sara Zanatta (eds.)	[Redacted]	[Redacted]	Jan. 31, 2026	draft	

Click on the book cover or on the title:



Title Dalla carta ai pixel

Reviewer [Redacted]

Due date Jan. 31, 2026

State

And once again on the book cover or the title, to access the submission area, where you can type your review or copy/paste from any document; you can save your draft by clicking on the Save button at the bottom of the page. Basic formatting is enabled.

Title*

Reviewer*

Due date

Text

Format | Size | **B** **I** | | | | | | | | | Source

Save

Once you have saved your text, you can submit it at any time by clicking on the Submit for approval button. This will trigger the editorial process.



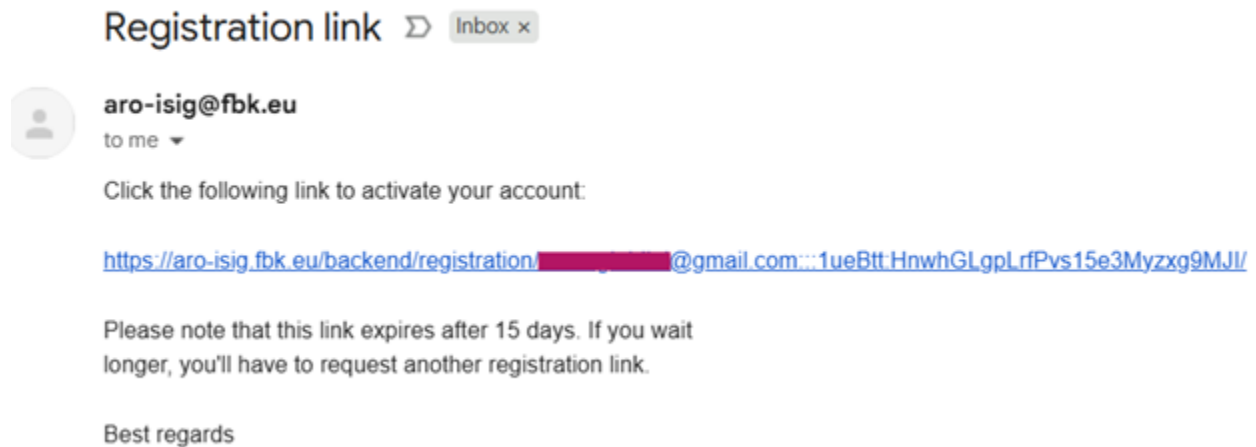
Title	Dalla carta ai pixel
Reviewer	Gialdini, Pascutta
Due date	Jan. 31, 2026
State	Submit for approval

Lorem ipsum dolor sit amet, consectetur adipiscing elit. Etiam at erat et ligula fermentum consectetur a nec ex. Mauris quis rutrum sapien. *Nullam tempus nunc nec velit consequat, eget auctor ligula tristique.* Fusce id sem at dolor maximus molestie nec et enim. In hac habitasse platea dictumst. In non interdum metus, vestibulum interdum nunc. Nam dolor leo, fermentum ac porttitor et, vehicula eu urna. Maecenas pretium tellus a nulla ultrices condimentum. Etiam elementum aliquam nulla et rhoncus.

Integer a ante quam. In ac sodales lacus, non iaculis enim. Sed in iaculis metus, et sollicitudin dui. Nam at iaculis enim, eget condimentum eros. Etiam ac augue ac turpis vulputate pretium vel in elit. Sed tincidunt magna at lorem gravida, non consequat augue elementum. Aenean id suscipit ligula. Ut laoreet purus eu nisl sagittis, sit amet tristique lectus posuere.

Anleitung für Rezensent*innen [Deutsch]

Sobald der Rezensionsvorschlag angenommen und ein Abgabetermin vereinbart wurde, erhalten die Rezensent*innen eine Einladungsmail, um sich zu registrieren:



Der in der E-Mail zugesandte Link ermöglicht es, sich durch Wahl eines Kennworts auf der Plattform zu registrieren. Der Benutzername stimmt mit der angegebenen E-Mailadresse überein.

The screenshot shows the ARO website registration page. The logo "ARO" is in the top left. In the top right, there is a search bar and links for "Editorial" and "About us". The main heading is "Set password". The form has three input fields: "Username:" (with a redacted value), "New password:", and "New password confirmation:". Below the form is a red button labeled "Set password".

Ab diesem Zeitpunkt ist es möglich, sich einzuloggen.

Login

Username:

Password:

[Forgot your password?](#)

Über den Reiter My Profile können die personenbezogenen Daten aktualisiert und überarbeitet werden (die private oder institutionelle Adresse, an die das Rezensionsexemplar geschickt werden soll; die Zugehörigkeit; die Kurzbiografie).

[Dashboard](#) [Reviews](#) [My profile](#)

Email

Address

Affiliation

Short bio

Über den Reiter Recensioni / Reviews kann dagegen die Rezension verfasst und eigenständig eingereicht werden:

	Title	Reviewer	Contact person	Due date	State	Issue
	Dalla carta ai pixel Maurizio Cau, Sara Zanatta (eds.)	[Redacted]	[Redacted]	Jan. 31, 2026	draft	

Durch Klicken auf das Titelbild oder den Buchtitel werden die jeweiligen Details angezeigt:



Title	Dalla carta ai pixel
Reviewer	[Redacted]
Due date	Jan. 31, 2026
State	

Durch erneutes Klicken auf den Buchtitel öffnet sich die Seite, auf der die Rezension verfasst oder eingefügt werden kann:

Title*

Dalla carta ai pixel

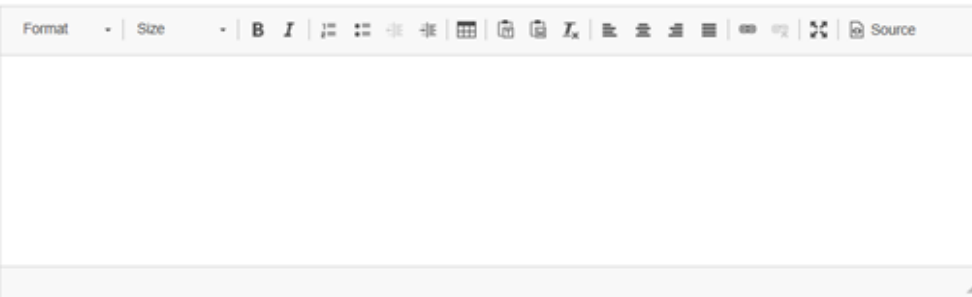
Reviewer*

[Redacted]

Due date

2026-01-31

Text



The image shows a rich text editor interface. At the top, there is a toolbar with various icons for text formatting, including bold, italic, underline, and list creation. Below the toolbar is a large, empty text area for writing the review content.

Save

Der Text ist formatierbar. Entwürfe können durch die Taste Salva / Save / Sichern am Ende der Seite gespeichert werden. Nachdem der Rezensionstext gespeichert wurde, kann er jederzeit eingesehen und dann eingereicht werden, indem auf Sottometti per approvazione / Submit for approval geklickt wird. Dadurch wird er für den redaktionellen Bearbeitungsprozess freigegeben.



Title Dalla carta ai pixel

Reviewer Gialdini, Pascutta

Due date Jan. 31, 2026

State [Submit for approval](#)

Lorem ipsum dolor sit amet, consectetur adipiscing elit. Etiam at erat et ligula fermentum consectetur a nec ex. Mauris quis rutrum sapien. *Nullam tempus nunc nec velit consequat, eget auctor ligula tristique.* Fusce id sem at dolor maximus molestie nec et enim. In hac habitasse platea dictumst. In non interdum metus, vestibulum interdum nunc. Nam dolor leo, fermentum ac porttitor et, vehicula eu urna. Maecenas pretium tellus a nulla ultrices condimentum. Etiam elementum aliquam nulla et rhoncus.

Integer a ante quam. In ac sodales lacus, non iaculis enim. Sed in iaculis metus, et sollicitudin dui. Nam at iaculis enim, eget condimentum eros. Etiam ac augue ac turpis vulputate pretium vel in elit. Sed tincidunt magna at lorem gravida, non consequat augue elementum. Aenean id suscipit ligula. Ut laoreet purus eu nisl sagittis, sit amet tristique lectus posuere.